


Mutual Aid Box Alarm System


Orientation & Training Seminar

Edited: February 11, 2006



Seminar Goals & Objectives

- Provide overview of MABAS organization.
- Provide overview of MABAS procedures.
 - Requesting Box Alarm
 - Radio Procedures
 - Response Procedures
- Table-top Practice of MABAS procedures.
- Prepare your Division for MABAS operations.




Purpose

The primary purpose of the Mutual Aid Box Alarm System is to coordinate the effective and efficient provision of mutual aid during:

Emergencies


Natural Disasters

Man Made Catastrophes



MABAS Will Provide:

- Immediate assistance of personnel and equipment.
- Response teams of: Firefighters, EMS, Hazardous Materials, Technical Rescue, Water Rescue/Recovery, etc.
- Access to specialized equipment.
- A contractual agreement covering responsibilities and liabilities for all member departments.



Additionally:

- Standardized policies for mutual aid responses:
 - Communications
 - Box Alarm Cards
 - Incident Management System
 - Personnel Accountability
- An organization of over 1200 fire departments from the states of Illinois, Wisconsin, Missouri, Indiana & Iowa.

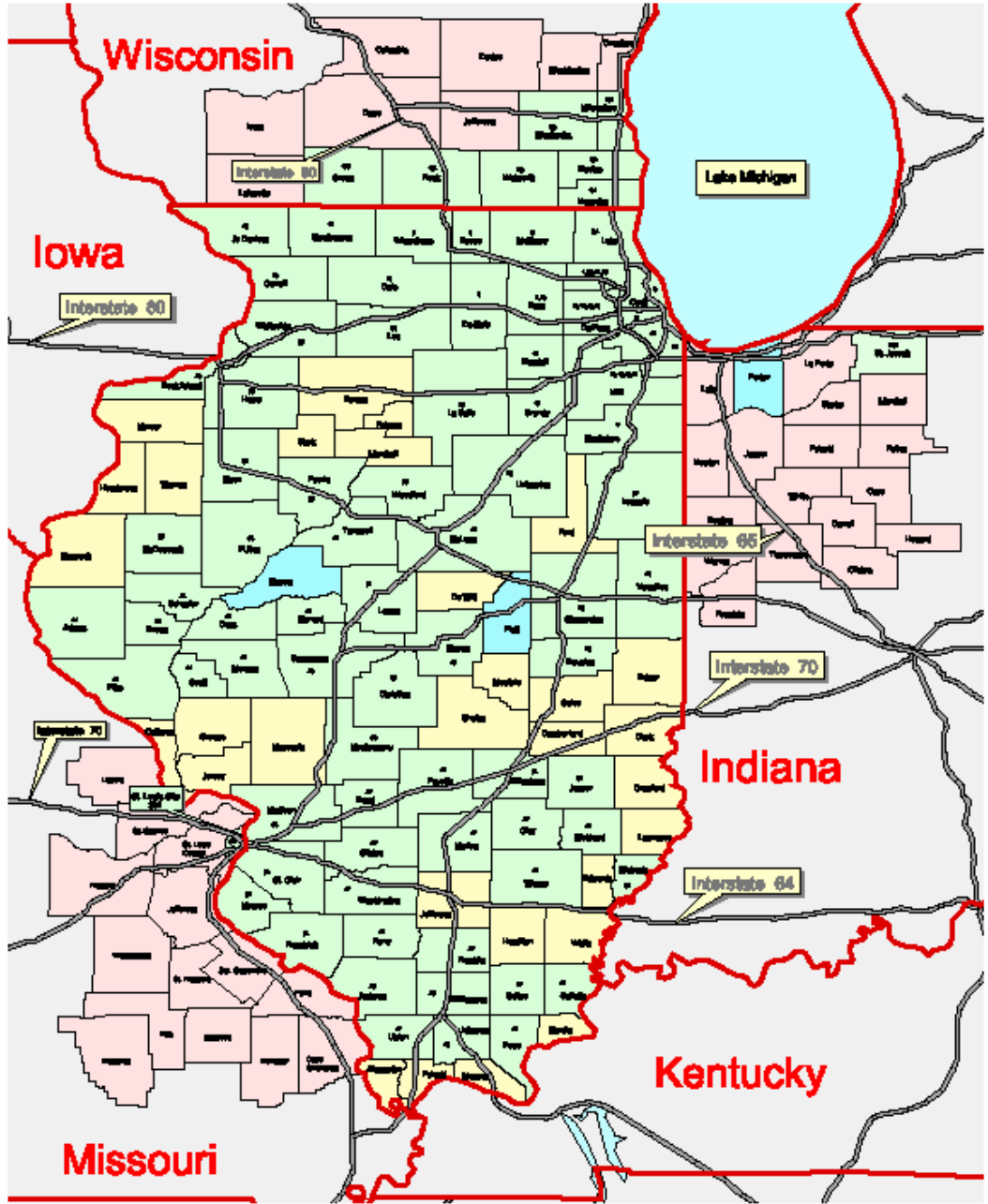



Examples of MABAS Divisions

MABAS DIVISION ACTIVITY

-  CURRENT MABAS DIVISION
-  INQUIRIES TO JOIN MABAS DIVISION


FEBRUARY 2006






Responsibilities

It shall be the responsibility of all MABAS Member Departments to adhere to the policies and procedures of MABAS as adopted by the Executive Board and amended from time to time.



Incident Management

In order to establish a standardized system for management of MABAS incidents, the MABAS Executive Board has adopted the National Incident Management System (NIMS) as the standard operating procedures for all MABAS members.




Accountability

It is the policy of MABAS to account for the location and safety of all personnel within the

EMERGENCY INCIDENT PERIMETER


Participation by members of any fire department in emergency incident mitigation without using the

PASSPORT ACCOUNTABILITY SYSTEM is not authorized by MABAS.



Box Alarm Cards


- Prepared by each member Fire Department
 - Structure Fire, Tender, Brush Fire, EMS, Specialized Rescue, Target Hazard
 - Can be assigned based on geographic area or for a specific target hazard (school, nursing home, hospital, industry)
 - Provides for change-of-quarters reserve companies for the stricken department.
 - Are distributed to all surrounding departments and dispatch centers.



Standard Card Lay-out

- Top Section – Box Card Information

DEPARTMENT NAME:	BOX ALARM TYPE: STRUCTURE FIRE	EFFECTIVE DATE:	MABAS DIVISION:
BOX ALARM #:	LOCATION OR AREA:	AUTHORIZED SIGNATURE:	




Standard Lay-out

- Fourth Section – Interdivisional Preferences

INTERDIVISIONAL REQUEST	1 ST CHOICE	2 ND CHOICE	3 RD CHOICE	
INFORMATION:				

- Fifth Section – Miscellaneous Information



Structure Fire

DEPARTMENT NAME:	BOX ALARM TYPE: STRUCTURE FIRE	EFFECTIVE DATE:	MABAS DIVISION:
BOX ALARM #:	LOCATION OR AREA:	AUTHORIZED SIGNATURE:	


LOCAL DISPATCH AREA:

ALARM LEVEL	ENGINES	TENDERS	TRUCKS	SQUADS	EMS	CHIEFS	SPECIAL EQUIPMENT	CHANGE OF QUARTERS (STA #)
STILL								

MABAS BOX ALARM:

ALARM LEVEL	ENGINES	TENDERS	TRUCKS	SQUADS	EMS	CHIEFS	SPECIAL EQUIPMENT	CHANGE OF QUARTERS (STA #)
BOX								
2 ND								
3 RD								
4 TH								
5 TH								
6 TH								
7 TH								
INTERDIVISIONAL REQUEST	1 ST CHOICE		2 ND CHOICE		3 RD CHOICE			

INFORMATION:



Brush Fire

DEPARTMENT NAME:	BOX ALARM TYPE: BRUSH FIRE	EFFECTIVE DATE:	MABAS DIVISION:
BOX ALARM #:	LOCATION OR AREA:	AUTHORIZED SIGNATURE:	


LOCAL DISPATCH AREA:

ALARM LEVEL	ENGINES	TENDERS	BRUSH TRUCKS	SQUADS	EMS	CHIEFS	SPECIAL EQUIPMENT	CHANGE OF QUARTERS (STA #)
STILL								

MABAS BOX ALARM:

ALARM LEVEL	ENGINES	TENDERS	BRUSH TRUCKS	SQUADS	EMS	CHIEFS	SPECIAL EQUIPMENT	CHANGE OF QUARTERS (STA #)
BOX								
2 ND								
3 RD								
4 TH								
5 TH								
6 TH								
7 TH								
INTERDIVISIONAL REQUEST	1 ST CHOICE		2 ND CHOICE		3 RD CHOICE			

INFORMATION:



EMS/Life Safety

DEPARTMENT NAME:	BOX ALARM TYPE: LIFE SAFETY	EFFECTIVE DATE:	MABAS DIVISION:
BOX ALARM #:	LOCATION OR AREA:	AUTHORIZED SIGNATURE:	


LOCAL DISPATCH AREA:

ALARM LEVEL	ENGINES	TRUCKS	SQUADS	AMBULANCES	CHIEFS	SPECIAL EQUIPMENT	CHANGE OF QUARTERS (STA #)
STILL							

MABAS BOX ALARM:

ALARM LEVEL	ENGINES	TRUCKS	SQUADS	AMBULANCES	CHIEFS	SPECIAL EQUIPMENT	CHANGE OF QUARTERS (STA #)
BOX							
2 ND							
3 RD							
4 TH							
5 TH							
6 TH							
7 TH							
INTERDIVISIONAL REQUEST	1 ST CHOICE		2 ND CHOICE		3 RD CHOICE		

INFORMATION:



Haz-Mat

DEPARTMENT NAME:	BOX ALARM TYPE: HAZARDOUS MATERIALS	EFFECTIVE DATE:	MABAS DIVISION:
BOX ALARM #:	LOCATION OR AREA:	AUTHORIZED SIGNATURE:	


LOCAL DISPATCH AREA:

ALARM LEVEL	ENGINES	TRUCKS	SQUADS	EMS	HAZ-MAT TECHS/TEAMS	CHIEFS	SPECIAL EQUIPMENT	CHANGE OF QUARTERS (STA #)
STILL								

MABAS BOX ALARM:

ALARM LEVEL	ENGINES	TRUCKS	SQUADS	EMS	HAZ-MAT TECH/TEAMS	CHIEFS	SPECIAL EQUIPMENT	CHANGE OF QUARTERS (STA #)
BOX								
2 ND								
3 RD								
4 TH								
5 TH								
6 TH								
7 TH								
INTERDIVISIONAL REQUEST	1 ST CHOICE		2 ND CHOICE		3 RD CHOICE			

INFORMATION:



Technical Rescue

DEPARTMENT NAME:	BOX ALARM TYPE: TECHNICAL RESCUE (IDENTIFY NATURE)	EFFECTIVE DATE:	MABAS DIVISION:
BOX ALARM #:	LOCATION OR AREA:	AUTHORIZED SIGNATURE:	


LOCAL DISPATCH AREA:

ALARM LEVEL	ENGINES	TRUCKS	SQUADS	EMS	TRS TECHS/TEAMS	CHIEFS	SPECIAL EQUIPMENT	CHANGE OF QUARTERS (STA #)
STILL								

MABAS BOX ALARM:

ALARM LEVEL	ENGINES	TRUCKS	SQUADS	EMS	TRS TECH/TEAMS	CHIEFS	SPECIAL EQUIPMENT	CHANGE OF QUARTERS (STA #)
BOX								
2 ND								
3 RD								
4 TH								
5 TH								
6 TH								
7 TH								
INTERDIVISIONAL REQUEST	1 ST CHOICE		2 ND CHOICE		3 RD CHOICE			

INFORMATION:



Water Rescue/Dive

DEPARTMENT NAME:	BOX ALARM TYPE: WATER RESCUE (ICE OR OPEN WATER)	EFFECTIVE DATE:	MABAS DIVISION:
BOX ALARM #:	LOCATION OR AREA:	AUTHORIZED SIGNATURE:	


LOCAL DISPATCH AREA:

ALARM LEVEL	ENGINES	SQUADS	BOATS	EMS	DIVE TECHS/TEAMS	CHIEFS	SPECIAL EQUIPMENT	CHANGE OF QUARTERS (STA #)
STILL								

MABAS BOX ALARM:

ALARM LEVEL	ENGINES	SQUADS	BOATS	EMS	DIVE TECH/TEAMS	CHIEFS	SPECIAL EQUIPMENT	CHANGE OF QUARTERS (STA #)
BOX								
2 ND								
3 RD								
4 TH								
5 TH								
6 TH								
7 TH								
INTERDIVISIONAL REQUEST	1 ST CHOICE		2 ND CHOICE			3 RD CHOICE		

INFORMATION:



Sample Box Alarm Card

DEPARTMENT NAME: Kewanee	BOX ALARM TYPE: Structure	EFFECTIVE DATE: 4/26/05	MABAS DIVISION: 39
BOX ALARM #: 211-2	LOCATION OR AREA: South of Division Street	AUTHORIZED SIGNATURE:	


LOCAL DISPATCH AREA:

ALARM LEVEL	ENGINES	TENDERS	Brush Truck/ TRUCKS	SQUADS	EMS	CHIEFS	SPECIAL EQUIPMENT	CHANGE OF QUARTERS (STA #)
STILL	Kewanee (2)					Kewanee		Kewanee Ambulance Service to Kewanee Station 1

MABAS BOX ALARM:

ALARM LEVEL	ENGINES	TENDERS	BRUSH Truck/ TRUCKS	SQUADS	EMS	CHIEFS	SPECIAL EQUIPMENT	CHANGE OF QUARTERS (STA #)
BOX	Kewanee		Kewanee		Kewanee		Page in all off duty firemen	
2 ND	Kewanee Community					Kewanee Community		
3 RD	Galva			Galva		Galva		
4 TH	Cambridge							
5 TH	Toulon							
6 TH								
7 TH								
INTERDIVISIONAL REQUEST	1 ST CHOICE		2 ND CHOICE			3 RD CHOICE		

INFORMATION:



Sample Box Alarm Card

DEPARTMENT NAME: Colona	BOX ALARM TYPE: MVA/ Rescue	EFFECTIVE DATE: 4/26/05	MABAS DIVISION: 39
BOX ALARM #: 173-11	LOCATION OR AREA: Quadrant D	AUTHORIZED SIGNATURE:	


LOCAL DISPATCH AREA:

ALARM LEVEL	ENGINES	TENDERS	Brush Truck/ TRUCKS	SQUADS	EMS	CHIEFS	SPECIAL EQUIPMENT	CHANGE OF QUARTERS (STA #)
STILL	Colona			Colona	Illini	Colona		

MABAS BOX ALARM:

ALARM LEVEL	ENGINES	TENDERS	BRUSH Truck/ TRUCKS	SQUADS	EMS	CHIEFS	SPECIAL EQUIPMENT	CHANGE OF QUARTERS (STA #)
BOX	Geneseo			Geneseo	Illini	Geneseo		
2 ND	Oscos			Oscos	Geneseo	Oscos		
3 RD				Orion	Trinity			
4 TH				Coal Valley	Moline			
5 TH				Hampton	Medic			
6 TH								
7 ^T								

INFORMATION:



Sample Box Alarm Card

DEPARTMENT NAME: Cambridge	BOX ALARM TYPE: Structure	EFFECTIVE DATE: 1/12/06	MABAS DIVISION: 39
BOX ALARM #: 153-103	LOCATION OR AREA: South of Rt. 81 and west of Rt. 82	AUTHORIZED SIGNATURE: Edward Dole Chief	


LOCAL DISPATCH AREA:

ALARM LEVEL	ENGINES	TENDERS	Brush Truck/ TRUCKS	SQUADS	EMS	CHIEFS	SPECIAL EQUIPMENT	CHANGE OF QUARTERS (STA #)
STILL	Cambridge Osco	Cambridge(2) Osco	Cambridge	Cambridge	Cambridge	Cambridge		

MABAS BOX ALARM:

ALARM LEVEL	ENGINES	TENDERS	Brush Truck/ TRUCKS	SQUADS	EMS	CHIEFS	SPECIAL EQUIPMENT	CHANGE OF QUARTERS (STA #)
BOX		Bishop Hill	Bishop Hill (Only if requested)					Osco engine to Cambridge Station
2 ND		Geneseo	Geneseo (Only if requested)			Osco		
3 RD	Clover	Orion			Cambridge			
4 TH		Galva						
5 TH	Atkinson	Atkinson				Atkinson		
6 TH		Kewanee Community			Geneseo			
7 TH								
INTERDIVISIONAL REQUEST	1 ST CHOICE		2 ND CHOICE		3 RD CHOICE			

INFORMATION:



Sample Box Alarm Card

DEPARTMENT NAME: Libertyville	BOX ALARM TYPE: STRUCTURE FIRE	EFFECTIVE DATE: July 1, 2005	MABAS DIVISION: 4
BOX ALARM #: 46A-Commercial	LOCATION OR AREA: District 46A	AUTHORIZED SIGNATURE:	

LOCAL DISPATCH AREA:


ALARM LEVEL	ENGINES	TENDERS	TRUCKS	SQUADS	EMS	CHIEFS	SPECIAL EQUIPMENT	CHANGE OF QUARTERS (STA #)
STILL	Libertyville		Libertyville 4632 Libertyville 4631	Libertyville	Libertyville 4642	Libertyville Shift Commander		
FULL STILL	Mundelein Countryside					Libertyville Chief		Knollwood Engine St. 1 Deerfield Am bulance St. 2

MABAS BOX ALARM:

ALARM LEVEL	ENGINES	TENDERS	TRUCKS	SQUADS	EMS	CHIEFS	SPECIAL EQUIPMENT	CHANGE OF QUARTERS (STA #)
BOX	Gurnee Grayslake Knollwood		Lake Forest	Lincolnshire	Deerfield	Mundelein Countryside Grayslake	Metro Canteen	Newport Engine St. 1 Long Grove Engine St. 2 Waukegan Engine St. 3 Lake Villa Ambulance St. 1 Lake Zurich Ambulance St. 2 North Brook Ambulance St. 3 Gurnee Chief St. 1
2 ND	Long Grove Lake Bluff Buffalo Grove		Round Lake	Fox Lake	North Chicago	Lincolnshire Lake Forest		Zion Engine St. 2
3 RD	Newport Waukegan		Wauconda	Antioch	Lake Villa	Knollwood Waukegan		Winthrop Harbor Engine St. 1 Highland Park Engine St. 3 Wheeling Ambulance St. 1
4 TH	Highwood Zion					Round Lake		Beach Park Engine St. 2
5 TH	Lake Villa		Pleasant Prairie			Wauconda		
INTERDIVISIONAL REQUEST	1 ST CHOICE 3		2 ND CHOICE 5		3 RD CHOICE 101			

INFORMATION:

Station 1 (847) 362-5664 1551 North Milwaukee Avenue
 Station 2 (847) 918-2112 201 West Golf
 Station 3 (847) 735-2220 13415 Atkinson Road
 Libertyville Dispatch 847-362-8310



Sample Box Alarm Card

DEPARTMENT NAME: Beach Park	BOX ALARM TYPE: Confined Space	EFFECTIVE DATE: 7/1/05	MABAS DIVISION: 4
BOX ALARM #: 12-54	LOCATION OR AREA: City Wide	AUTHORIZED SIGNATURE:	

LOCAL DISPATCH AREA:


ALARM LEVEL	TECHS	ENGINE	TRUCK	SQUAD	MICU	CHIEF	SPECIAL EQUIPMENT	CHANGE OF QUARTERS (STA #1)
STILL Quad 1 North	Beach Park Newport Winthrop Hbr Zion	Beach Park	Zion	Newport	Beach Park	Beach Park Newport Zion Winthrop Hbr		
Working Still	Gurnee Waukegan	Beach Park		Waukegan	Beach Park	Waukegan	Newport Heavy Rescue 1455	Pleasant Prairie - Engine Lake Villa - Ambulance

MABAS BOX ALARM:

ALARM LEVEL	TECHS	ENGINE	TRUCK	SQUADS	MICU	CHIEF	SPECIAL EQUIPMENT	CHANGE OF QUARTERS (STA #1)
BOX	DIVISION 4 TECHS		Great Lakes	Gurnee	Lake Villa	Gurnee	Lake County SRT – Confined Space Trailer	North Chicago- Ambulance Knollwood - Chief
2ND	DIVISION 5 TECHS			Lincolnshire		Pleasant Prairie	Mess Canteen Abbott Confined Space Trailer	
3RD				Fox Lake		Round Lake	Quad 2 Command Van	
4TH				Kenosha		Mundelein		
5TH								
INTERDIVISIONAL REQUEST		1ST CHOICE 3		2ND CHOICE 1		3RD CHOICE 20		

INFORMATION:

Station #1 – 3233 N. Lewis, Beach Park



Sample Box Alarm Card

DEPARTMENT NAME: Round Lake	BOX ALARM TYPE: Structure Fire	EFFECTIVE DATE:	MABAS DIVISION: 4
BOX ALARM #: 26-4	LOCATION OR AREA: Alpine Country Club	AUTHORIZED SIGNATURE:	

LOCAL DISPATCH AREA:


ALARM LEVEL	ENGINES	TENDERS	TRUCKS	SQUADS	EMS	CHIEFS	SPECIAL EQUIPMENT	CHANGE OF QUARTERS (STA #)
STILL	Round Lake (2) Grayslake		Round Lake	Round Lake	Round Lake	Round Lake		
WORKING STILL	Round Lake Wauconda		Fox Lake Lake Villa	Fox Lake	Antioch	Wauconda Grayslake Fox Lake	REHAB 2	Antioch Eng. Sta. 2 Lake Villa Amb. Sta. 2

MABAS BOX ALARM:

ALARM LEVEL	ENGINES	TENDERS	TRUCKS	SQUADS	EMS	CHIEFS	SPECIAL EQUIPMENT	CHANGE OF QUARTERS (STA #)
BOX	Libertyville Gurnee Lake Zurich		McHenry	Lincolnshire		Mundelein Antioch	Newport Hose Tender Countryside Hose Tender	Buffalo Grove Eng. Sta. 1 Mundelein Amb. Sta. 1
2ND	Spring Grove Waukegan North Chicago					Newport Libertyville	COMMAND 2	
3RD	Trevor Zion Long Grove		Lake Forest	Deerfield		Countryside Gurnee		
4TH	Pleasant Prairie Lake Bluff Winthrop Harbor					Lake Zurich Lake Forest	MESS CANTEEN Fox Lake Boat w/pump to launch at RLB boat ramp	
5TH	Wilmot Richmond Highland Park			Knollwood				
6TH	Nunda Salem							
7TH	Crystal Lake Wonder Lake							
INTERDIVISIONAL REQUEST	1ST CHOICE 1		2ND CHOICE 3		3RD CHOICE 2			

INFORMATION: Working Still Dispatched By CENCOM

Station 1: 409 W. Nippersink Dr. (847) 546-6001
Station 2: 1623 N. Cedar Lake Rd. (847) 546-5755



Sample Box Alarm Card

DEPARTMENT NAME: Round Lake	BOX ALARM TYPE: Life Safety	EFFECTIVE DATE:	MABAS DIVISION: 4
BOX ALARM #: 26-99	LOCATION OR AREA: All Areas	AUTHORIZED SIGNATURE:	

LOCAL DISPATCH AREA:

ALARM LEVEL	ENGINES	TRUCKS	SQUADS	AMBULANCES	CHIEFS	SPECIAL EQUIPMENT	CHANGE OF QUARTERS (STA #)
STILL			Round Lake	Round Lake			
WORKING STILL	Round Lake (2)	Round Lake	Fox Lake	Round Lake Grayslake	Round Lake Grayslake Fox Lake		Lake Villa Eng. Sta. 2 Wauconda Amb. Sta. 1


MABAS BOX ALARM:

ALARM LEVEL	ENGINES	TRUCKS	SQUADS	AMBULANCES	CHIEFS	SPECIAL EQUIPMENT	CHANGE OF QUARTERS (STA #)
BOX			Waukegan	Gurnee Countryside Libertyville Lake Villa Mundelein	Wauconda Newport Antioch	REHAB 2 Quad 2 MCIT COMMAND 2	McHenry Eng. Sta. 1 Lake Zurich Amb. Sta. 2
2ND			Lincolnshire	Spring Grove McHenry Newport Antioch Barrington	Countryside Mundelein Libertyville	Quad 1 MCIT	
3RD			Deerfield	Cary Long Grove Wauconda Lake Zurich North Chicago	McHenry Lake Zurich Lake Forest	McHenry County MCIT MESS CANTEEN	Lake Forest Amb. Sta. 1 Richmond Amb. Sta. 2
4TH				Buffalo Grove Beach Park Knollwood Zion Winthrop Harbor			
5TH				Richmond Salem Pleasant Prairie Wonder Lake Crystal Lake			
6TH				Twin Lakes Woodstock Highland Park Huntley			
7TH				Silver Lake Randall Trevor Highwood			
INTERDIVISIONAL REQUEST		1ST CHOICE 1		2ND CHOICE 3		3RD CHOICE 2	

INFORMATION: Working Still Dispatched By CENCOM

Station 1: 409 W. Nippersink Dr. (847) 546-6001


Station 2: 1623 N. Cedar Lake Rd. (847) 546-5755



Communications

Communications Advocacy Statements

1. Interoperability Statement
2. Radio License Statement
3. Transmitter Power Limitations
4. MABAS Alerting Statement
5. Medical Helicopter Statement
6. CTCSS Tone Statement
7. Statewide Radio License Statement
8. Radio Technician Guidelines
9. Website management Guidelines
10. IFERN Frequency Use Statement




Communications

Communications Recommended Practices

1. IREACH-Tollway Operations
2. Tactical Frequency Use Guideline
3. Box Alarm Cards

www.mabas.org


www.mabasradio.org



Communications


- Interagency Fire Emergency Radio Network
 - Mutual Aid Dispatch Channel
 - Incident Command to MABAS Dispatcher
 - Incident Command to Local Dispatcher
 - Incident Command to Staging
 - Responding Units to MABAS Dispatcher
 - Frequency of 154.265 MHz (CTCSS 210.7 Hz)
 - Two-Tone Encoding for Alert Receivers
 - Tone A: 1082.0 Hz Tone B: 701.0 Hz
 - Referred to as the Mutual Aid Frequency or:

IFERN



Communications


- Each MABAS Division designates a Primary MABAS Dispatch Center and a Back-up MABAS Dispatch Center.
- Each MABAS Dispatch Center must have paging capability for the MABAS alerting tones.
- All MABAS alarms are transmitted via, toned out and dispatched on IFERN.



Communications

- IFERN2
 - Frequency of 154.3025 MHz (CTCSS 67.0 Hz)
 - Future Alternate Dispatch Channel
 - Will Be Used During Disaster Operations by Statewide Response Teams
 - Is a 12. kHz NARROW-BAND Channel
 - Radio Equipment Must Be Narrow-Band Capable


IFERN2



Communications


- Fireground (Tactical) Operations Frequencies
 - Low Power – 10 watts Maximum
 - Tactical/Task Coordination at the Incident Scene
 - Fireground RED 153.830 MHz 69.3 Hz
 - Fireground WHITE 154.280 MHz 74.4 Hz
 - Fireground BLUE 154.295 MHz 85.4 Hz
 - Fireground GOLD* 153.8375 MHz 91.5 Hz
 - Fireground BLACK* 154.2725 MHz 94.8 Hz
 - Fireground GRAY* 154.2875 MHz 136.5 Hz

* Frequencies are NARROW-BAND.




Requesting a Box Alarm

- When do you need to request a MABAS Box Alarm?
 - When the situation exceeds the stricken department's capabilities.
 - Problems associated with "piecemeal" mutual aid:
 - Overloads Incident Commander
 - Overloads Local Dispatcher
 - Overlooks Closer or More Appropriate Apparatus
 - Messes-up Change of Quarters or MABAS Alarm
 - Encourages Self-Dispatching




Requesting a Box Alarm

- Procedure:
 - IC Determines Need for Mutual Aid
 - IC Determines Appropriate Box Alarm Number and Level of Alarm Required
 - IC Determines Level II Staging Area
 - IC Advises Local Dispatcher that MABAS is being Activated
 - IC Switches Mobile Radio to IFERN and Contacts MABAS Dispatcher to Request the Box Alarm



Requesting a Box Alarm


- Information the MABAS Dispatcher will require from the IC:
 - Name of Department Requesting Alarm
 - Authority Requesting Alarm
 - Box Alarm Number
 - Level of Alarm Requested (Box, 2nd, 3rd)
 - Nature & Location of Incident
 - Location of Level II Staging Area



Requesting a Box Alarm


- Let's listen to an actual radio request:






Requesting a Box Alarm

- Incident Commander and Staging Officer must continuously monitor the IFERN frequency.
- IC must continuously monitor the primary fireground frequency.
- Command to Dispatch radio traffic occurs on the IFERN frequency.
- Fireground (scene) operations communications occur on Fireground (tactical) frequencies.




MABAS Dispatcher

- Monitors IFERN frequency at all times.
- Acknowledges request for Box Alarm and confirms with the IC the Box Number, Alarm Level Requested, Nature & Location of Incident and Location of Level II Staging.
- Locates Requested Box Alarm Card
- Prepares to Dispatch Alarm



MABAS Dispatcher


- Dispatching the Box Alarm
 - Review Appropriate Box Alarm Card(s)
 - Activate MABAS Tones on IFERN
 - Announce Box Alarm:
 - Department Requesting Alarm
 - Box Alarm Number & Level Requested
 - Departments Due to Respond by Apparatus Type
 - Change of Quarters Companies by Apparatus Type



MABAS Dispatcher

- Here's a Box Alarm dispatch:






MABAS Dispatcher


- Let's listen to another Box Alarm request and dispatch:






MABAS Dispatcher

- Continues to Monitor Incident
 - Acknowledge Responding Companies
 - Ensure correct departments are responding with correct apparatus.
 - If department responds with wrong equipment – correct situation over the radio.
 - Fill-in for unavailable apparatus from next level of alarm.
 - Assist IC with notifications and other typical dispatch activities.




Local Dispatcher

- Monitors IFERN Frequency
 - Base Radio
 - Alert Monitor Receiver
- Copies MABAS Dispatch Information
- Confirms Need for Local Response
- Dispatches Appropriate Local Unit(s) on Normal Dispatch Frequency
- Acknowledges Response




Responding Companies

- Notify Local Dispatcher on local frequency when Responding.
- Switch Mobile Radio to IFERN Frequency.
- Notify MABAS Dispatcher:
 - Department Name
 - Apparatus Type
 - Radio Signature (optional)
 - Town Name Responding To
- Monitor IFERN for additional information or instructions.




Arriving at Staging

- Notify MABAS Dispatcher when arriving at staging.
 - Department Name, Apparatus Type, Radio Number
- Report to Staging Officer in Person
 - Bring Passport
- If no Staging Officer has been assigned, first company in staging assumes role of Staging Officer until relieved by IC or given another assignment.



Staging Officer

- Tracts Companies in Staging Area
- Communicates with IC via IFERN
- Assigns Companies to Divisions or Groups when requested by IC
- Companies switch to assigned Fireground Frequency when leaving Staging Area



Striking Out Box Alarm


- IC determines that the incident is under control and no further equipment will be required.
- IC requests that the MABAS Dispatcher “Strike-Out” alarm via IFERN.
- MABAS Dispatcher activates MABAS tones on IFERN frequency.
- MABAS Dispatcher announces that the Box Alarm has been struck.



Striking Out Box Alarm


- Let's listen in again:






It's Not Over Yet!

- MABAS Dispatcher continues to monitor IFERN frequency until all mutual aid companies return from the incident and change-of-quarters.
- Companies advise MABAS Dispatcher when they are returning.
- When all mutual aid companies have returned, IFERN frequency is cleared and dispatch operations return to primary frequency.



It's Not Over Yet!


- A critique of the incident and/or after action report is a great idea.
- Invite responding departments as well as the MABAS Dispatcher(s).
- Learn from the experience – the next MABAS Box Alarm will run even smoother!




It's Not Over Yet!

Here's more audio of a MABAS alarm.






Questions?



Additional Information


www.mabas.org

www.mabasradio.org



Additional Information

Chief Paul Maplethorpe
Greater Round Lake F.P.D.
Co-Chair MABAS Communications
847-546-6001
chief@roundlakefire.org



Additional Information


Chief Bill Bouma

Mt. Pleasant (Wi.) Fire Dept.

MABAS Communications Committee

262-554-8812

WBouma@mtpleasantwi.gov



Additional Information


Director Brian Tegtmeyer

CenCom E9-1-1

Division 4 Primary Dispatch

847-270-9121

cencom911@sbcglobal.net



Good Luck!
Now Let's Practice